

# Baby Safety NBR Bumper Edge Corner Guard Protector

## Product Description

Name	<b>Baby Safety NBR Bumper Edge Corner Guard Protector</b>
Color	black,yellow,green,blue,custom color available
Marterial	NBR
MOQ	Accept small order
Packaging	Box, poly bag, accept customized packaging

NBR edge guards can be used for sharp edges of tables, chairs, furniture and fireplaces, and any hard corner that may cause accidental injuries to our children. Give babies a bigger space to play.

## PRODUCT DESCRIPTION



# SOFT NBR ANTI-COLLISION STRIP

Provide a safe environment for your baby



**Brand**

Guangzhou Balance

**Name**

NBR anti-collision strip

**Color**

Black, brown, white (other colors can be customized)

**Specifications**

L-shaped (thin/ thick)(can be customized W-shaped , U-shaped )

**Size**

Thin L shaped: 23\*8mm\*2m, Thickened L shape: 35\*12mm\*2m (Length can be customized)

**Application**

Table, TV bench, wall corner, etc

# SOFT TOUCH LIKE THE BABY'S SKIN

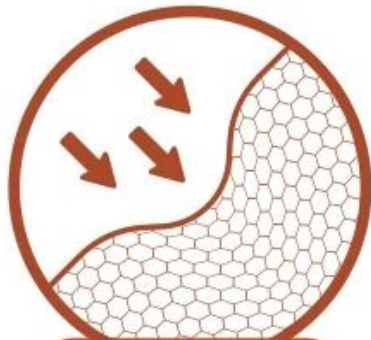
Baby bumps do not hurt so that every  
"accidental" are at ease





# TOUCH OF SOFTNESS PROTECTS YOU FROM "CARELESSNESS"

Soft NBR material



Collision

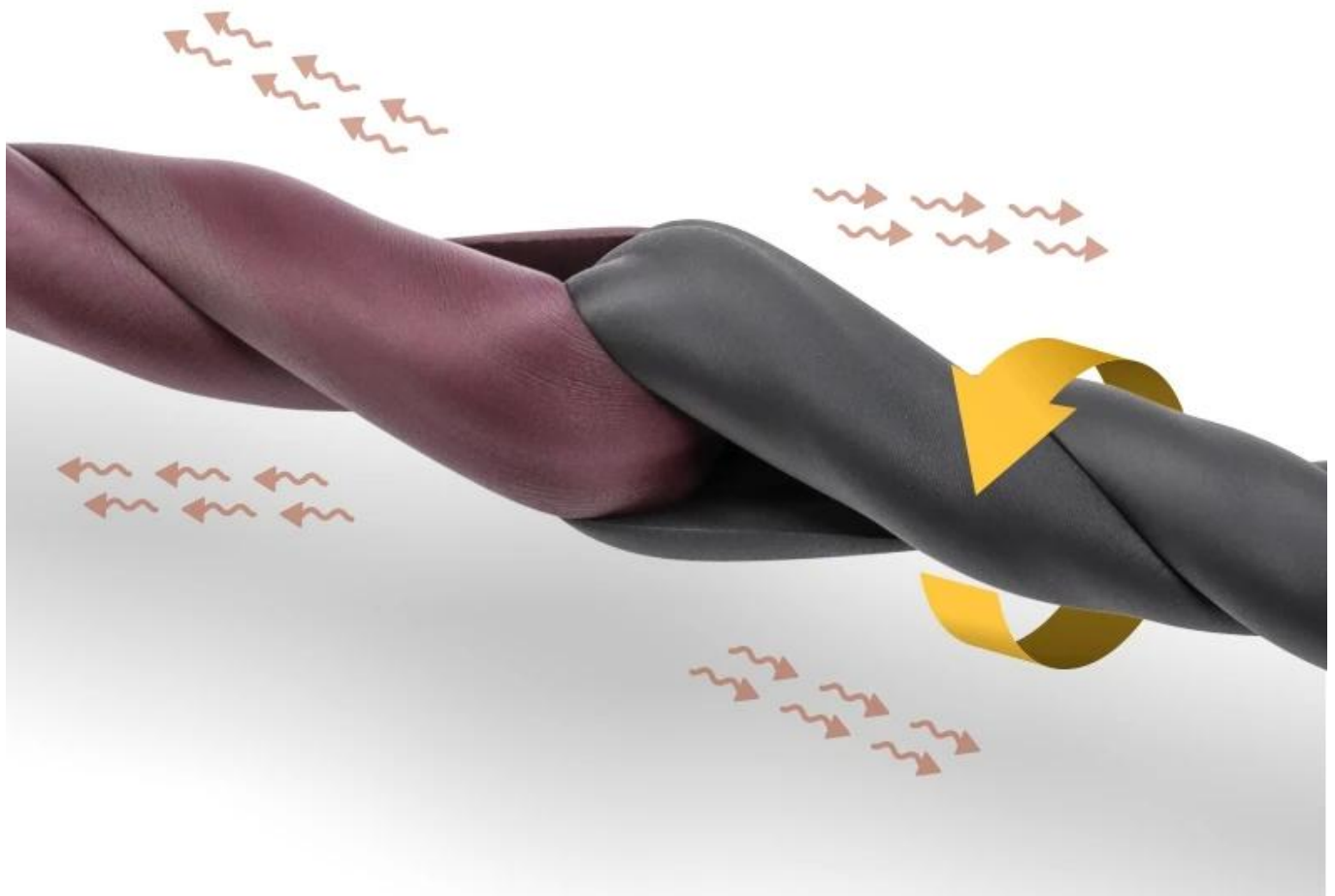


Fast rebound



# DURABLE AND LONG-LASTING

High density Strong toughness Soft and tensile



## CUT AT DESIRED LENGTH

Customized length, free cutting and fitting



## — PRODUCT SIZE —



Reference weight:  
68 g for 2 m/roll




Reference weight:  
96 g for 2 m/ roll



# VARIOUS STYLES AND COLORS ARE AVAILABLE



W shaped



U shaped



L shaped







Lime green



White



Light green



Milk White



Blue



Orange



Pink



Brown



Yellow



Red



Black



Grey

## PRODUCT USE



### SUITABLE FOR VARIOUS FURNITURE



Home edges and corners are hidden dangers  
to protect the baby from collision injuries



**TV cabinet**



**Desk**



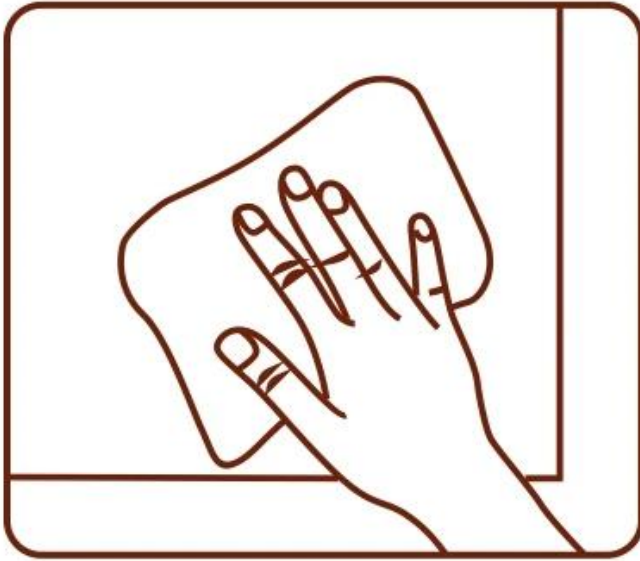
**Drawer**



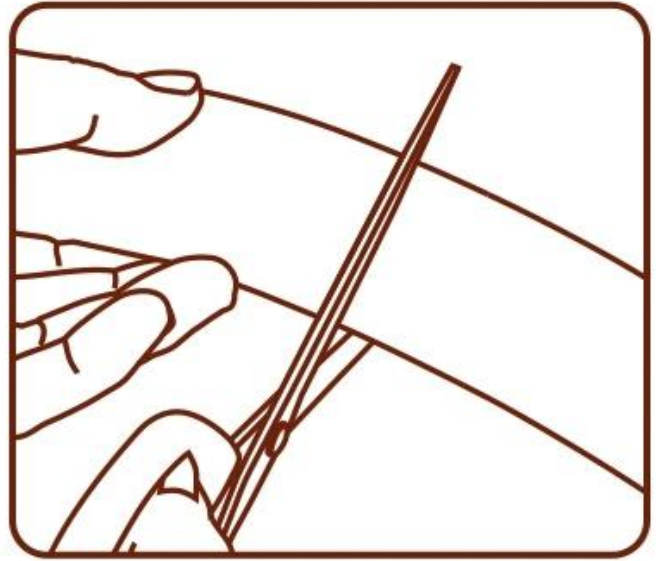
**Wooden sofa**



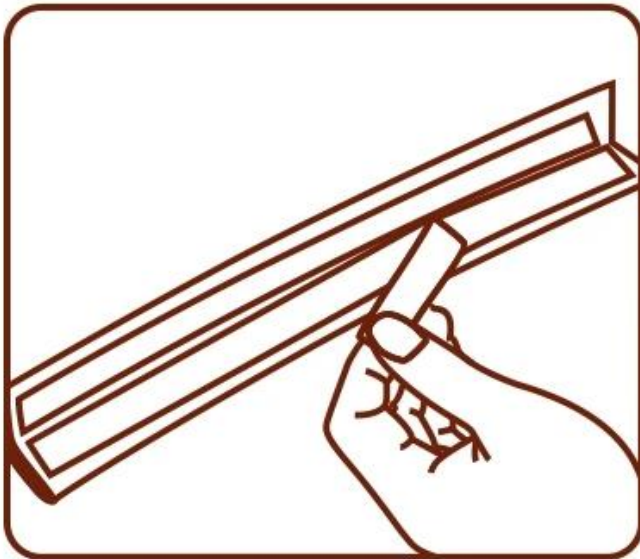
# — INSTALLATION —



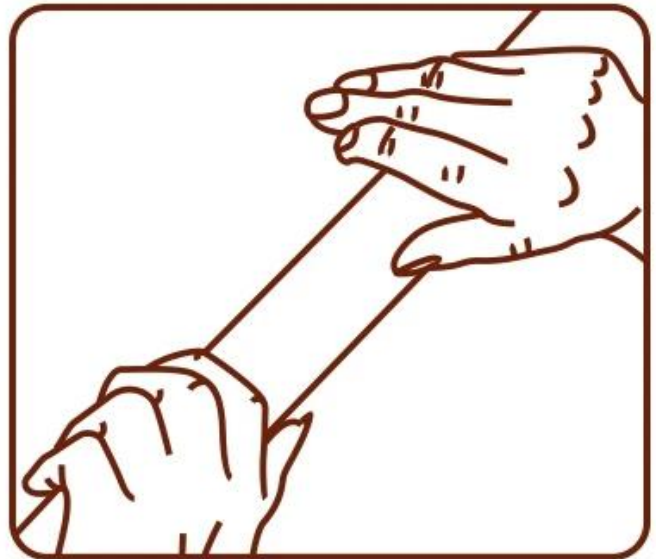
Please wipe the dust, water  
and oil stains from the  
paste area



Cut at desired length



Attach the adhesive tape  
to the inside of the  
edge guard



Tear off the stickers , paste  
and press it firmly

## CAUTIONS

1. Be sure to clean the surface to be taped before installation. If there are impurities such as grease moisture, dust, etc., the adhesion of the tape will be affected to varying degrees.
2. Wait for the surface to dry and then stick on, try not to tear it off and stick it back again, this will damage the tape, and also the cause of not sticking.
3. After sticking it on, please press firmly for a while to make sure the tape sticks well. Try not to touch after sticking, and wait at least 24 hours for the tape to stick more firmly.

### **Related Products**



## — Other hot-selling products —



**Corner protector**



**Safety cabinet lock**



**Door stopper**



**Wall guard pad**



**Stove knob cover**



**Slider pad**



**Felt pad**



**Magnetic lock**



**Sliding window lock**



**Edge protector**



**Furniture anti-tip straps**



**Bumper pad**



**Plug cover**



**Cable tie**



**Cable management sleeves**

## Company Information



**We have 5000m<sup>2</sup> factory**  
**The REAL STRENGTH is to show the true face to you**







## Strict certification testing provides quality guarantee and **WORRY-FREE EXPORT**



We have achieved some inspection certification, such as ISO9001:2015, BSCI, SGS, TUV, etc. and have won the title of "Guangdong Province Credible Enterprise" for three consecutive years. In addition, we have obtained over 20 product patents and trademark, as well as 5 patent evaluation reports. A series of quality inspection reports provide quality guarantee and worry-free export.





## CONTACT INFORMATION

TEL : +80 20 34992808  
+86 18026363923

Web : [www.homecommoditysupplier.com](http://www.homecommoditysupplier.com)

E-mail : [sales02@balance-china.com](mailto:sales02@balance-china.com)

Address : No.2 Shengyuan Street, Beiliu Ind Park, Dagang Town,  
Nansha District, Guangzhou, Guangdong, China

Zip code: 511470