



## PRODUCT DESCRIPTION



# SECOND GENERATION

# FLOOR CABLE COVER

Wires management orderly  
tidy and not messy



Strong  
adhesion



Can be cut  
freely



Wear-resistant  
and durable


# Do you feel upset seeing the messy wires?

It will be ease and comfortable after using the wire cover



## Before use

it is disorganized, wires are easy to trip and wear



## After use

it is neat and orderly, anti-stumbling, it protects the wires from fraying



The second generation wire cable sleeve cover has more complete functions and better use effect

## Hook & loop type

### Cover area

High density wear resistant material

### Waterproof coating

Effectively block water leakage

### Hook

Flat, high toughness and strong bite force

### Loop

Fine nylon fabric tear-resistant and durable

### Glue

Strong adhesion

**NO NEED TO DRILL  
SIMPLE TO USE**



**We can customize carpet cover of different widths and sizes in small quantities to cater to different scenes**



**5cm**



**8cm**



**10cm**



**11cm**



**13cm**



**15cm**



**Can be cut according to needs**




# **WATERPROOF WITHOUT LEAKAGE**




**Strong drainage effect, no dripping**

**The new hook of the second generation is thinner after fitting, which is not easy to trip**



**The height after bonding is about 2mm**



**The height after bonding is about 4mm**





1 Peel the backing paper off the loop tape.



2 Attach to the location where the wires need to be placed, and press the tape to stick firmly.



3 Open the cable cover by tearing off one of the hook side and put the wires inside.



4 After arranging the wires neatly, close the covers by attaching hook to loop.



# Storage & Organization Applicable to a variety of scenarios



Home



Control room



Engineering



Office